

The background of the image is a dark red color with a white line-art map of the Harvard University campus overlaid. The map shows a dense grid of streets and building footprints, with some larger, more irregular shapes representing open spaces or specific campus landmarks.

**BLOOMBERG
HARVARD**

City
Leadership
Initiative



COVID-19

SITUATION REPORT

APRIL 30, 2020 | JOSHUA SHARFSTEIN, MD



World Map



NEW



U.S. Map



Critical Trends



COVID-19 Dashboard by the Center for Systems Science and Engineering (CSSE) at Johns Hopkin...



Total Confirmed

1,040,488

Confirmed Cases by
Country/Region/Sovereignty

1,040,488 US

236,899 Spain

203,591 Italy

166,628 France

166,441 United
Kingdom

161,552 Germany

117,589 Turkey

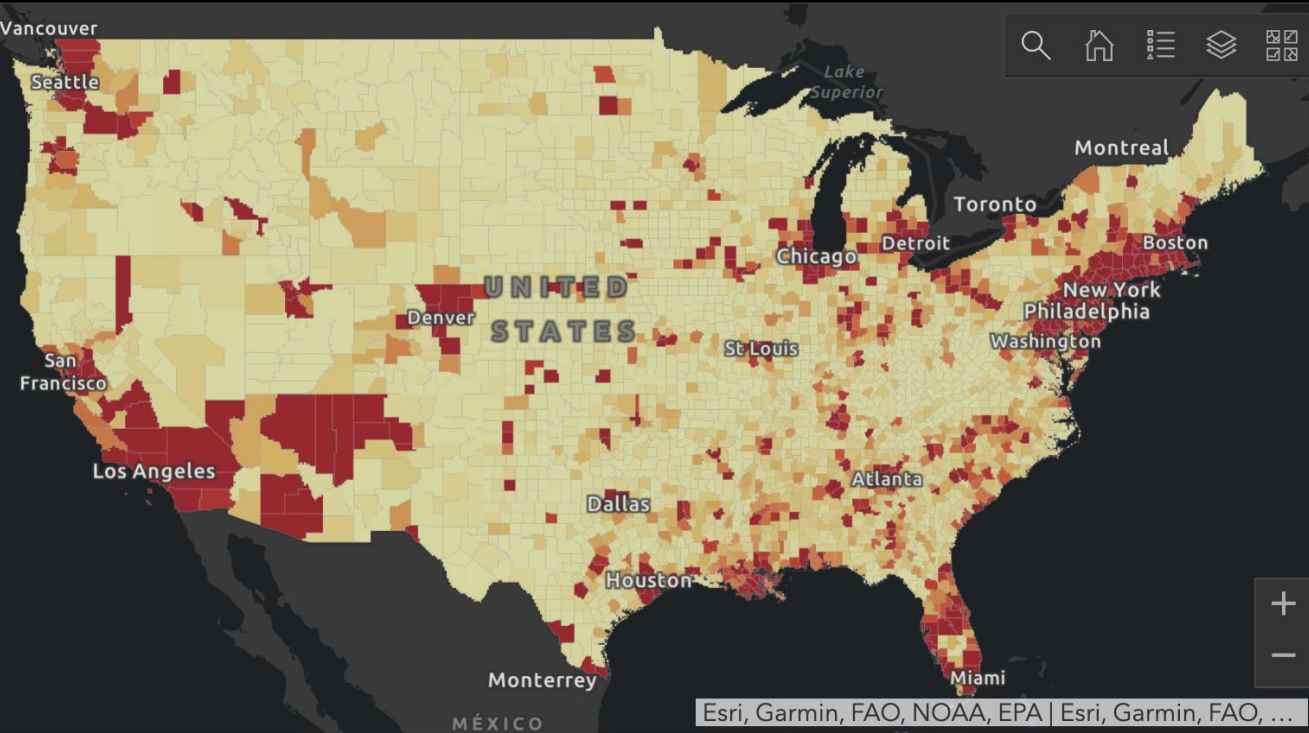


Admin0



Last Updated at (M/D/YYYY)

4/30/2020, 7:32:39 AM



Confirmed by Population

Confirmed

Deaths

Fatality Rate

186

countries/regions

Lancet Inf Dis Article: [Here](#). Mobile Version: [Here](#).Lead by JHU CSSE. Automation Support: [Esri Living Atlas team](#) and JHU

Total Deaths

60,999

18,076 deaths
New York City **New York** US1,727 deaths
Wayne **Michigan** US1,678 deaths
Nassau **New York** US

1,516 deaths



Deaths

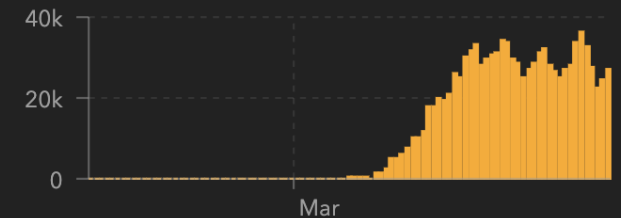


Total Test Results in US

6,026,170

872,481 tested
New York US603,139 tested
California US373,488 tested
Florida US314,790 tested
Texas US

US total te...



Confirmed

Logarithmic

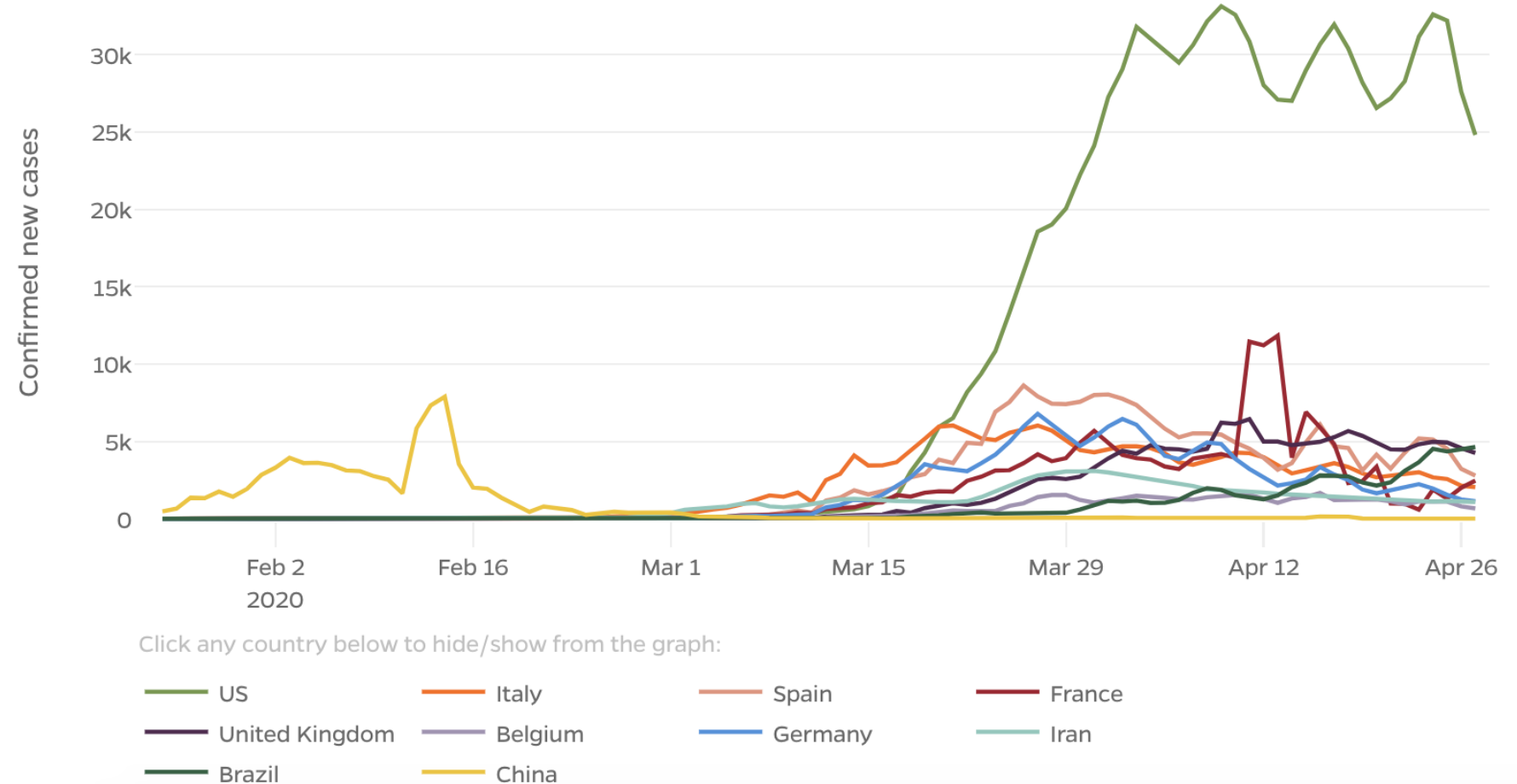
Daily Cases



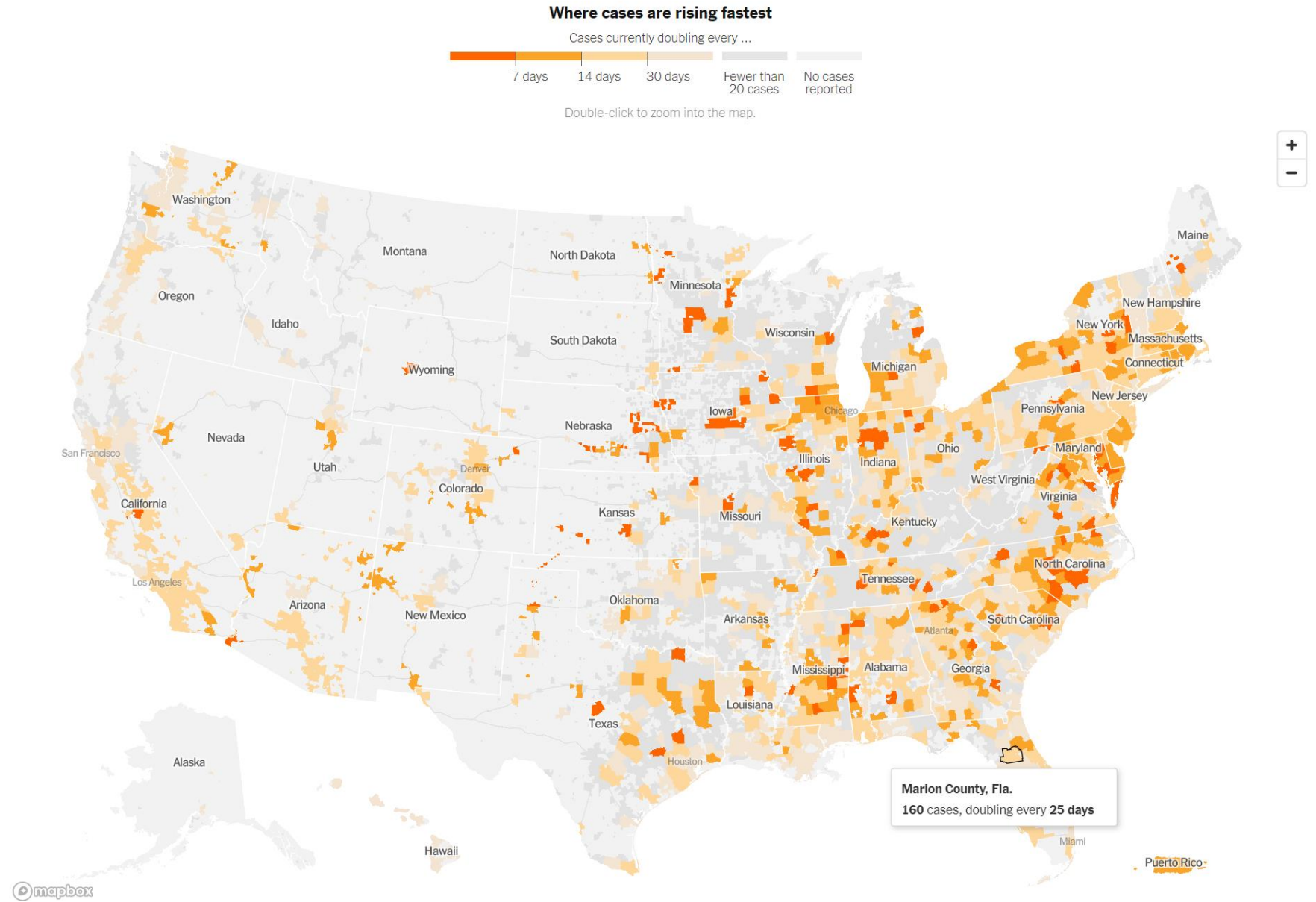
U.S. Infections Plateau, as Deaths Cross 50,000

Daily confirmed new cases (5-day moving average)

Outbreak evolution for the current 10 most affected countries



Many Areas in U.S. Still Seeing Rising Cases



What's New This Week



A Larger Toll?

Evidence emerges of twice as many excess deaths as were attributed to the coronavirus in early weeks.



For Mayors

Important to encourage people to seek medical attention for other life-threatening illnesses.
Also: childhood vaccinations.



What's New This Week



Positive Signs on Immunity

Survivors can make “neutralizing antibodies.” Convalescent serum well tolerated. At least 3 efforts aim to have results on effectiveness by the fall.



For Mayors

Our understanding about coronavirus is advancing. Every day we each do our part is another day for science to move forward. Studies will distinguish between hope and reality.





COVID-19

Addressing Racial and Ethnic Disparities
in Infections, Treatment, and Deaths

APRIL 30, 2020 | LISA A. COOPER, MD, MPH

Vulnerable Populations and Groups with Health Disparities in U.S.



- **People of Color**
- **Persons with Low Income**
- **Immigrants**
- Women
- Children
- Older Adults
- Homeless or housing insecure
- Persons with chronic conditions
- LGBTQ
- Individuals with Special Needs
- Rural and Urban Residents
- Persons with Low Literacy and Numeracy
- Persons in correctional institutions
- Residents of nursing homes and assisted living facilities

Sources

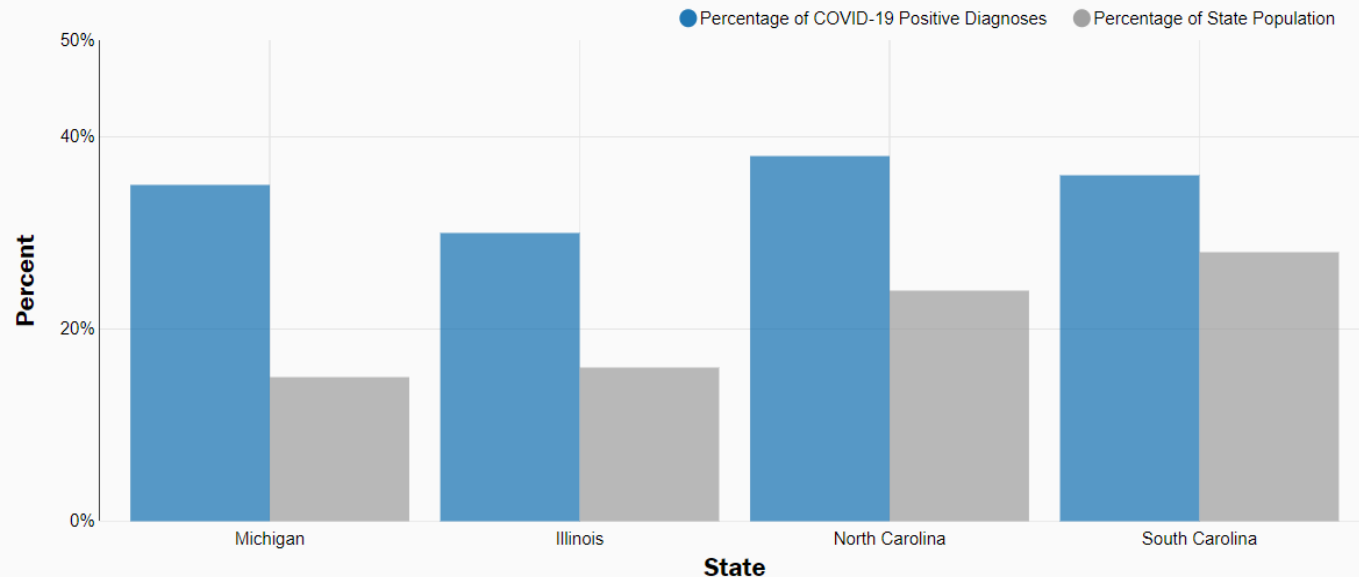
1. National Healthcare Quality and Disparities Report. Rockville, MD: Agency for Healthcare Research and Quality; September 2019. AHRQ Publication No.
2. Mechanic D, Tanner J. Health Affairs (Millwood). 2007 Sep-Oct;26(5):1220-30.



Follow the Data – and Question It

Frequency of COVID-19 Diagnoses for African Americans Relative to Percentage of the Population in Four States

COVID-19 Diagnoses for Blacks by State



<https://www.brookings.edu/blog/fixgov/2020/04/09/why-are-blacks-dying-at-higher-rates-from-covid-19/>

Additional Places Where Black People are Being Disproportionately Affected by COVID-19

STATES

Alabama, Illinois, Louisiana, Mississippi, Missouri

CITIES AND COUNTIES

Albany County, Georgia
Baltimore, Maryland
Chicago, Illinois
Milwaukee County, Wisconsin
Richmond, Virginia

Source: <https://www.brookings.edu/blog/the-avenue/2020/04/16/mapping-racial-inequity-amid-the-spread-of-covid-19/>



Spotlight on Communities at Risk



People of Color

African Americans,
Hispanics, Native Americans,
and Immigrants



Essential Workers

Persons who work in transportation, government,
health care support services, caregiver, custodial
clearing services, and food supply services



Challenges Magnified for Vulnerable Populations During COVID-19 Outbreak



Lack of access to basic resources such as food, water, shelter, and transportation



Suboptimal housing conditions



Employment in essential jobs with limited protections



Lack of access to healthcare services



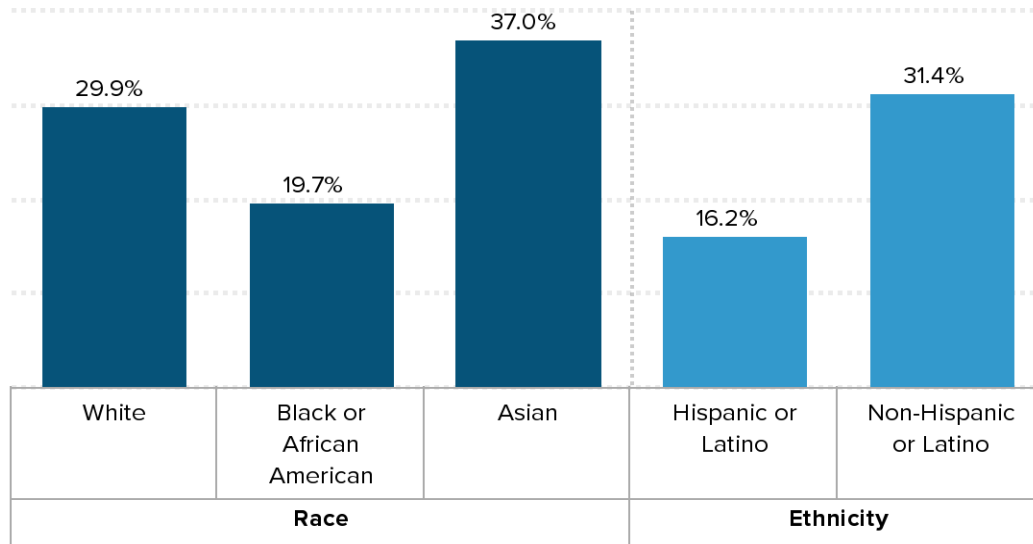
Mistrust of institutions due to discriminatory experiences



COVID-19: Who Are the Essential Workers?

Less than one in five black workers and roughly one in six Hispanic workers are able to work from home

Share of workers who can telework, by race and ethnicity, 2017–2018

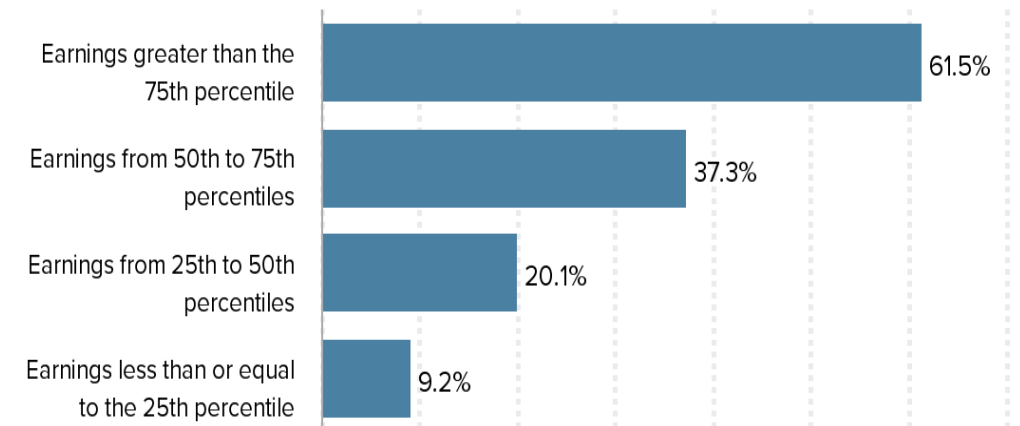


Source: U.S. Bureau of Labor Statistics, *Job Flexibilities and Work Schedules — 2017–2018 Data from the American Time Use Survey*

Economic Policy Institute

Higher-wage workers are six times as likely to be able to work from home as lower-wage workers

Share of workers who can telework, by wage level, 2017–2018



Source: U.S. Bureau of Labor Statistics, *Job Flexibilities and Work Schedules — 2017–2018 Data from the American Time Use Survey*

Economic Policy Institute

<https://www.epi.org/blog/black-and-hispanic-workers-are-much-less-likely-to-be-able-to-work-from-home/>



A Game Plan to Help the Most Vulnerable

POLITICO THE AGENDA

OPINION | CORONAVIRUS

A Game Plan to Help the Most Vulnerable

It won't be enough to wear face masks and use Zoom. Here's what we really need to do.



- 1 Track data on COVID-19 cases by race, ethnicity, and geography
- 2 Communicate and build trust with communities of color
- 3 Enhance access to testing and health care
- 4 Protect essential and low wage workers
- 5 Provide social services to keep vulnerable groups safe

Source:

<https://www.politico.com/news/agenda/2020/04/07/game-plan-to-help-those-most-vulnerable-to-covid-19-171863>



What Mayors Can Do to Help

1

Track Data on COVID-19 Cases by Race, Ethnicity, and Geography

City leaders need to understand who is at risk and what factors could be contributing to the increased risk and spread of infection.

GOAL

- Learn which groups are most affected
- Decide where to invest resources such as testing, personal protective equipment, and social services

ACTION

Establish a data dashboard or work with county to report on COVID diagnoses broken down by race, ethnicity, and neighborhood



What Mayors Can Do to Help

2

Communicate and Build Trust with Communities of Color

Communities of color should be kept up-to-date about the impact of the pandemic on their communities and given opportunities to discuss their needs.

GOAL

- Strengthen relationships with community leaders and residents
- Create opportunities for communication and collaboration with communities

ACTION

Convene an advisory committee that includes trusted community leaders who can serve as messengers



What Mayors Can Do to Help

3

Enhance Access to Testing and Health Care

COVID-19 has worsened access to care for persons who are uninsured and those with other barriers to care. This can worsen existing health disparities.

GOAL

- Improve access to screening and referrals for testing
- Improve access to care for chronic conditions and acute problems

ACTION

Establish a call center and coordinated plan for testing and clinical care with health care partners or work with county to collaborate on access and awareness



What Mayors Can Do to Help

4

Protect Essential and Low Wage Workers

Access to testing and medical supplies combined with protective policies are essential to prevent illness and spread to family members and community.

GOAL

- Protect essential workers from getting sick
- Provide paid sick leave and access to testing and care for essential workers

ACTION

Work with employers to provide supplies such as masks, gloves, and sanitizer and to establish sick leave and testing policies



What Mayors Can Do to Help

5

Provide Social Services to Keep Vulnerable Groups Safe

People of color, immigrants, and persons with low income may not be able to practice social distancing because they need to shop for food often, live in crowded homes, and use public transportation.

GOAL

Provide services to meet basic needs such as food, shelter, and transportation

ACTION

Create an interagency team to assess community need and coordinate support for communities of color, immigrants, and low-income communities



APRIL 30, 2020

QUESTIONS?

Joshua Sharfstein, MD

Lisa A. Cooper, MD, MPH



JOHNS HOPKINS
BLOOMBERG SCHOOL
of PUBLIC HEALTH

The background of the image is a dark red color with a white line-art map of a city grid. The grid consists of numerous rectangular blocks of varying sizes, some of which are more densely packed than others. The lines are thin and white, creating a high-contrast pattern against the red background.

**BLOOMBERG
HARVARD**

City
Leadership
Initiative